

## 20W Constant Current-FMS Series



■ Approve



### Features

- For luminaries of protection Class I , Non-isolated, Built-in
- Input Voltage: 220-240VAC
- Protections: SCP/OLP/OVP/OTP
- Power Factor: 0.95(Typ.)
- Efficiency:  $\geq 86\%$ (Typ.)
- Adjustable Output Current with dip-switch
- 5 years warranty
- IP20

### Applications

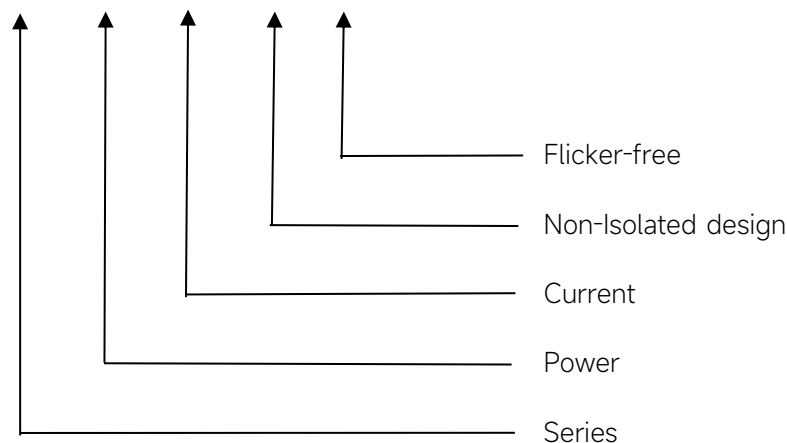
- Tri-proof light

### ◆ Description

FMS-20-350 N-S LD2 E is a 20W constant current LED driver that operates from 198-264Vac input with 200 to 350mA output current and a forward voltage range from 25 to 100Vdc. The output current is adjustable by DIP Switch. With it's dimensions from 168 x 30 x 21mm. It is easy to integrate in Tri-proof light products. To ensure trouble-free operation, protection is provided against output short circuit, over load, over voltage and over temperature.

### ◆ Model code

FMS-20-350 N-S LD2 E



## ◆ Specification

	Constant Current	200mA	250mA	300mA	350mA
Output	Voltage Range	25-100VDC	25-80VDC	25-66.7VDC	25-57VDC
	Unload voltage Max.	250VDC			
	Current Accuracy	±5%			
	Output LF current ripple(<120Hz)	±5%			
	SVM	≤0.4@Full load ,230V			
	Pst	≤1@Full load ,230V			
	Efficiency(Typ.)	≥86%@Full load ,230V			
	Input	Rated input voltage	220-240V		
Range of input voltage		198-264VAC			
Maximum voltage		300VAC@1 h maximum,unit might not operate in this abnormal condition			
Range of input DC voltage(VDC)		176-280VDC			
Frequency(Hz)		0/50/60 Hz			
Displacement factor		≥0.9@Full load ,230V			
Power Factor		0.95@Full load ,230V			
Input Current max		0.15A MAX			
Start-up time		< 0.5S			
No Load Power		≤0.5W			
THD (Typ.)		<10% @Full load ,230V			
Protection	Over Load Protection	>105% YES/Auto Resume			
	Over Voltage Protection	>250V YES/Auto Resume			
	Short circuit Protection	YES/Auto Resume			
capability	Surge capability (L-N)	2KV			
	Surge capability (L/N-Ground)	2KV			
Withstand voltage	Input-Ground	1500V/5mA/60S			
	Output-Ground	500V/5mA/60S			
Environment	Operating Temperature	-20°C~+50°C			
	Humidity	20%-90%RH			
	Tc	80°C			
	Storage Temperature	-25°C~+80°C			
	Life time	> 50000h@Tc=75°C,230VAC			
Surface	Noise	≤25dB(A)@20cm			
	Dimension	168 x 30 x 21(LXWXH)mm			
Standards	material	metal case			
	Safety	GB19510. 1, GB19510. 14; IEC61347- 1, IEC61347-2- 13; EN61347- 1, EN61347-2- 13, EN62384;			

	EMC	GB/T17743, GB17625. 1; EN55015, EN61000-3-2, EN61000-3-3, EN61547; EN61000-4-5
	ErP	Erp2.0 EU 2019/2020
	RoHS	RoHS (2011/65/EU) (EU)2015/863
Note	<p>1.All parameters NOT specially mentioned are measured at 230VAC input, full load and 25°C of ambient temperature.</p> <p>2.Ripple &amp; Noise are measured at 20MHz of bandwidth</p> <p>3.Switch and dimmer are not recommended to connect between this product output and luminaries.</p> <p>4.The DC input for this product is only used for emergency lighting and applies to functional and safety requirements, EMC is not considered.</p> <p>5.EL compatible with IEC 61347-2-13 Annex J, compatible with EN 60598-2-22 emergency lighting fixtures, compatible with EN 50172 central battery system applications.</p> <p>6.The over-temperature protection of the product is provided by the IC.</p> <p>7.All Eaglerise power supply are complied with EMI regulations. Since they are belong to component and will be installed inside system enclosure. When they are integrated into a system, the EMI characteristics of the system must be re-verified again.</p>	

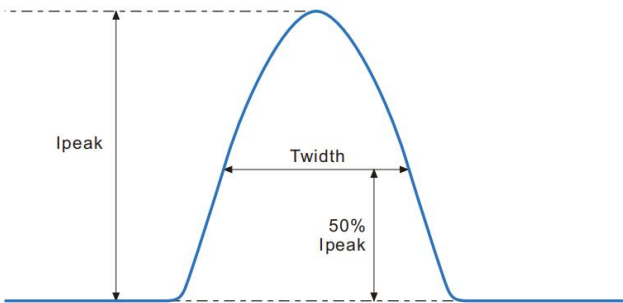
## ◆ Parameter

Number	Output				Switch position	
	Current (mA)	Voltage (VDC)	Voltage No load (VDC)	Power (W)	1	2
1	200mA	25-100	250VDC	20W	--	--
2	250mA	25-80		20W	ON	--
3	300mA	25-66.7		20W	--	ON
*4	350mA	25-57		20W	ON	ON

\* Factory default

◆ **Inrush Current**

I <sub>peak</sub>	T <sub>width</sub>	B10	B16	B20	C10	C16	C20
19.3A	108μs	40pcs	65pcs	81pcs	53pcs	85pcs	106pcs

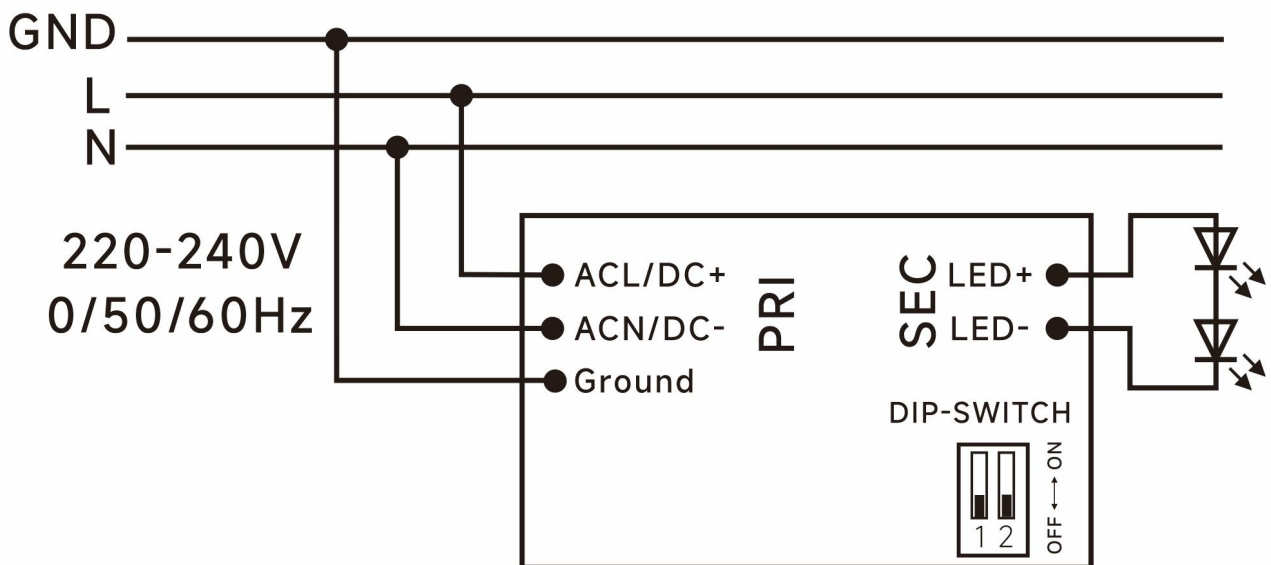


Remarks:

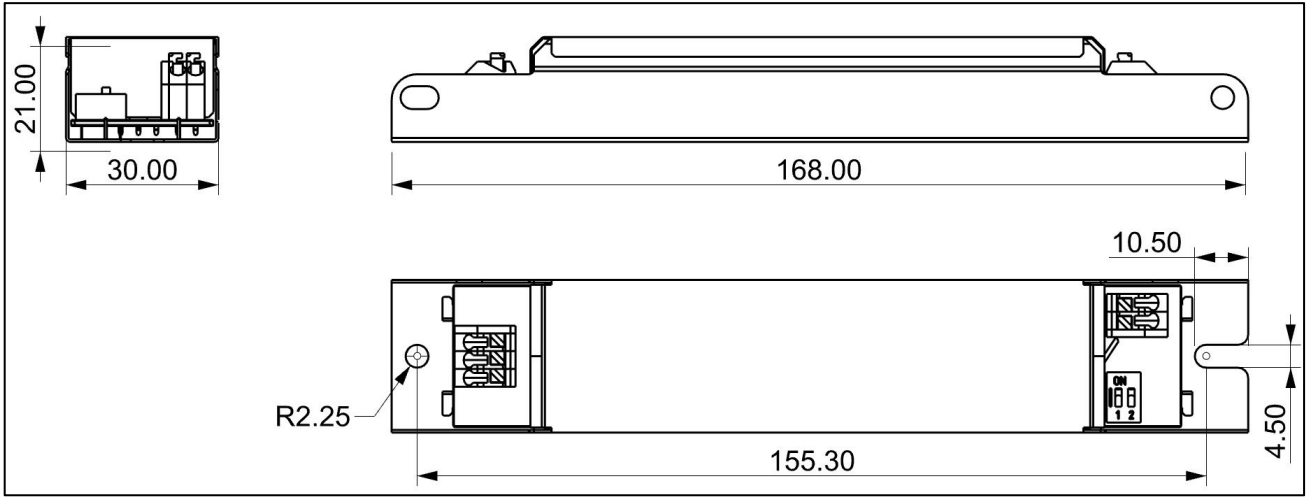
1.The number of drives mounted under different MCBs in the table is the maximum value. Please do not exceed this number during installation.

2.Different brands and models of miniature circuit breakers, the number of drives mounted will be slightly different.

◆ **Wiring diagram**



### ◆ 2D diagram



### ◆ Wiring & Connections

Specification item		Value (Unit )
Input	Input wire cross-section	0.5...1.5 mm <sup>2</sup>
	Input wire gauge.	16...20 AWG
	Input wire strip length	7..9mm
Output	Output wire cross-section	0.5...1.5 mm <sup>2</sup>
	Output wire gauge.	16...20 AWG
	Output wire strip length	7..9mm

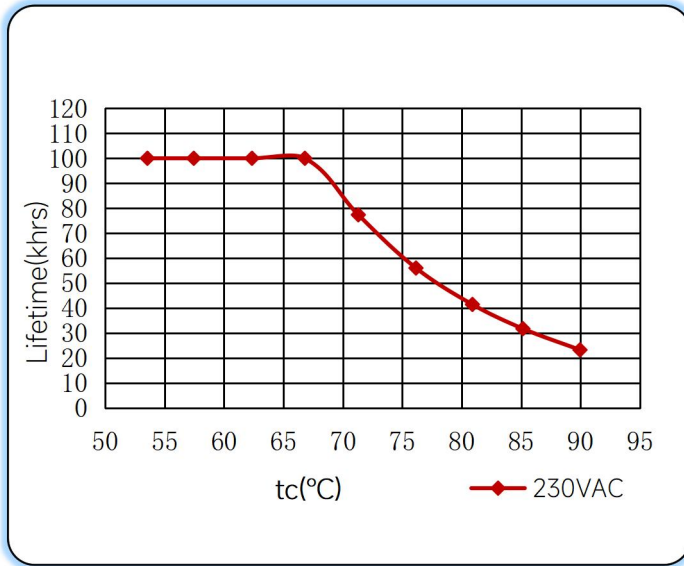
Note: Solid wire is risky to use on an angled terminal. Stranded wire is recommended for this kind of use.

### ◆ Packaging

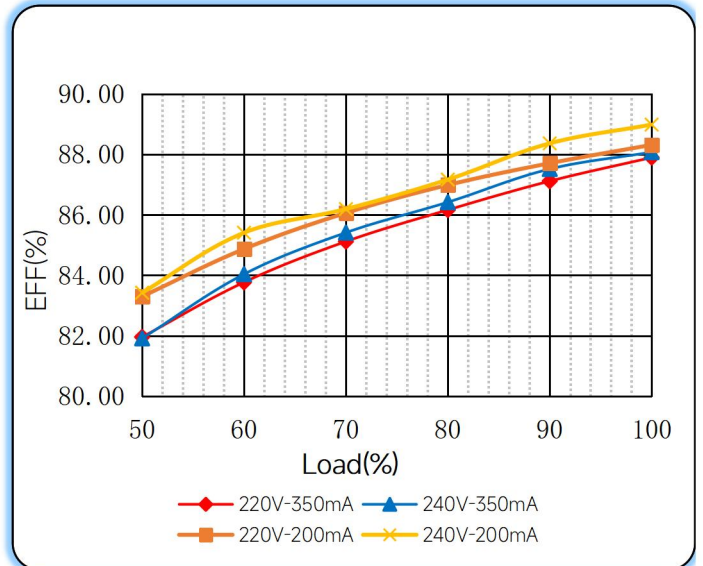
Model	Product Dimensions(mm)	weight/piece	Outer carton dimension(mm)	Quantity/carton	Net weight/carton(Kg)	Gross weight/carton(Kg)
FMS-20-350 N-S LD2 E	168x30x21	0.087	305x265x215	126	10.962	11.322

◆ **Curve for FMS-20-350 N-S LD2 E, I<sub>o</sub>=200/350mA**

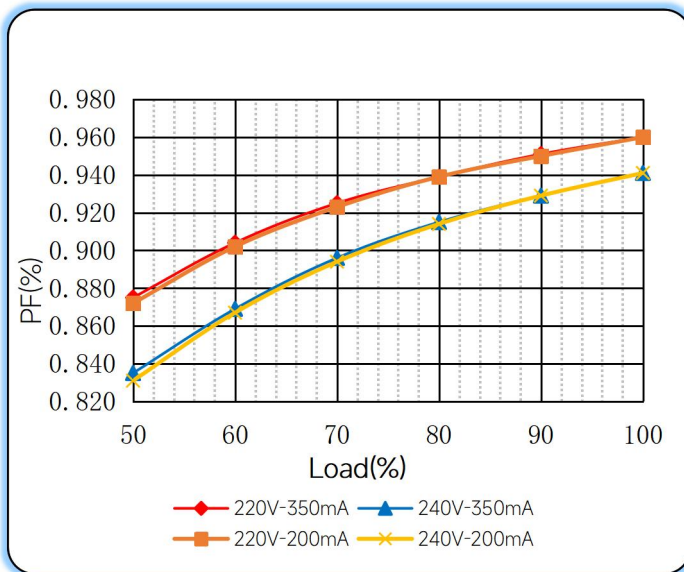
Lifetime vs. Temperature Curve



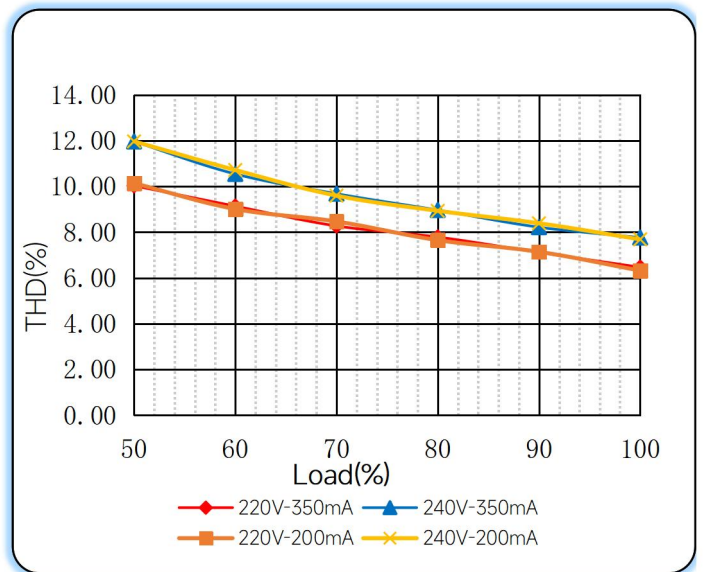
Efficiency vs. Load



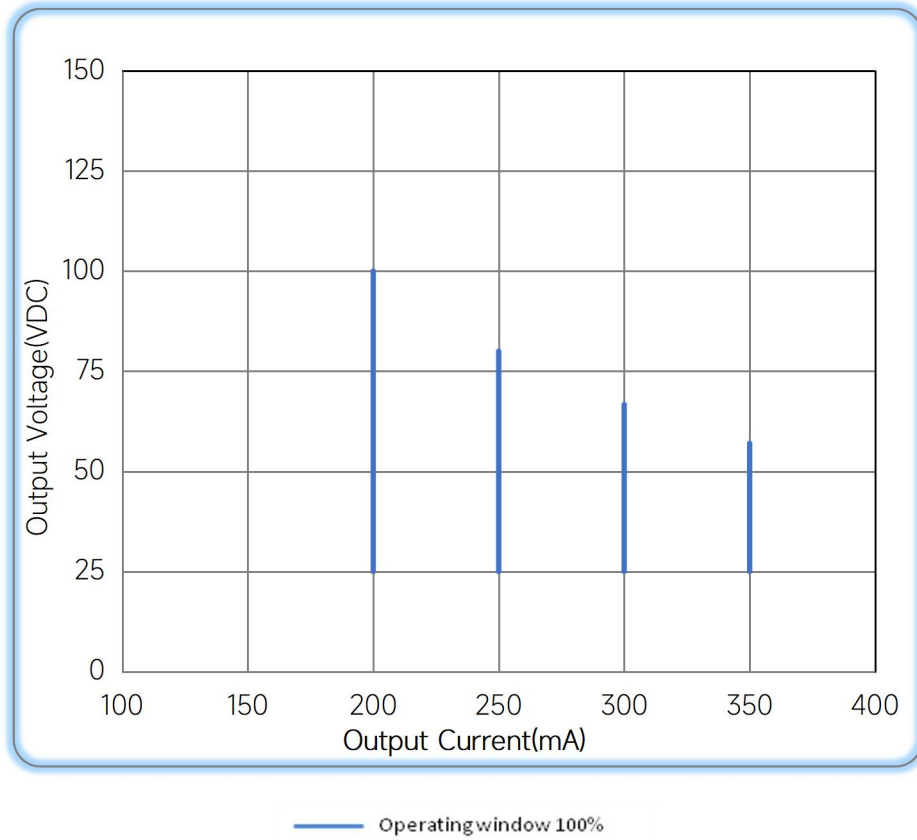
Power Factor Characteristics



THD vs. Load



◆ **Operating window**



◆ **Revision Updates**

ITEM	BEFORE	AFTER	VERSION	DATE
Initial			A	2025/11/26

Remark: The final interpretation of the contents of the specification belongs to Eaglerise Electric & Electronic (China) Co., Ltd.

Tel: +86-0757-86256822, +86-0757-86256831

E-mail: sales@eaglerise.com

Website : <https://lighting.eaglerise.com>



EAGLERISE



Manual